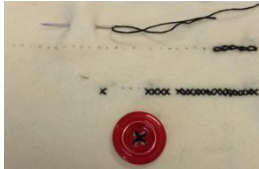







Y5 Design and Technology	TERM 1A		TERM 1B	TERM 2A	TERM 2B		TERM 3A		TERM 3B	
	TEXTILES				Food				STRUCTURES: frame	
	DT WEEK – SEWING STARS				(celebrating culture and seasonality – including cooking and nutrition)					
	<p>Key knowledge</p> <p>To know a bedroom decoration must fit the theme and be attractive.</p> <p>To know that blanket stitch is most effective at joining fabric together to make the final product durable.</p> <p>To know different types of stitch can be used for a variety of decorative outcomes.</p> <p>To know the design process is a cycle consisting of: problem, research, design criteria, practical tasks, design ideas, final idea, make product, evaluation.</p> <p>To know the key parts of the design process and the awareness of the wider iterative process (problem, research, practical tasks).</p>  	<p>Key skills</p> <p>To be able to thread needles independently.</p> <p>To be able to evaluate previous products using an evaluation star.</p> <p>To be able to design a product using available materials.</p> <p>To be able to use running, cross, back and blanket stitches.</p> <p>To be able to evaluate own product using an evaluation star.</p> <p>To be able to use cohesive written evaluation which comments on multiple aspects of the design criteria with justifications relating back to the user.</p> <p>To be able to cut felt designs accurately and independently.</p>  			<p>Key knowledge</p> <p>To know a lassi is a traditional Indian drink which combines fruit and yoghurt as its main ingredients.</p> <p>To know that lassi can be sweet or salty.</p> <p>To know a lassi needs to look appealing, taste good and have a balance of spices.</p> <p>To know the key parts of the design process and the awareness of the wider iterative process (problem, research, practical tasks).</p> 	<p>Key skills</p> <p>To be able to design, make and evaluate a lassi.</p> <p>To be able to use claw and bridge hold techniques independently when cutting with a knife.</p> <p>To be able to use a knife to cut and slice a variety of fruits, taking particular care with fruits with stones (mangoes).</p> <p>To be able to follow a recipe and measure ingredients using scales and measuring jugs.</p> <p>To be able to use clear and cohesive written evaluation which comments on multiple aspects of the design criteria with justifications relating back to the user.</p> <p>To be able to work collaboratively with others.</p>			<p>Key knowledge</p> <p>To know that the Taj Mahal is one of the seven man-made wonders of the world.</p> <p>To know that the Taj Mahal has been designed with symmetry.</p> <p>To know triangles can be found in many buildings and other constructions.</p> <p>To know triangles are very often used in the construction of bridges as they provide stability and help to distribute forces evenly.</p> 	<p>Key skills</p> <p>To be able to consider the similarities and differences between the structures of the seven man-made wonders of the world.</p> <p>To be able to appreciate and explain why these might be considered to be the most impressive structures in the world.</p> <p>To be able to create triangles from 3 sticks and elastic bands, ensuring that joins are secure and lengths are equal.</p> <p>To be able to create tetrahedrons from four triangles.</p> <p>To be able to work collaboratively in teams of two, four and whole classes.</p>
	<p>Enquiry/question/outcome/activity/genre of unit/text</p> <p>To design and make a star to decorate a space themed bedroom.</p>				<p>Enquiry/question/outcome/activity/genre of unit/text</p> <p>To prepare and make a mango lassi (linked with an India theme).</p>				<p>Enquiry/question/outcome/activity/genre of unit/text</p> <p>What are the seven man-made wonders of the world?</p> <p>Why do you think these are the seven man-made wonders of the world?</p> <p>What makes them special?</p> <p>Build the Taj Mahal from bamboo sticks and elastic bands.</p>	
	<p>Key vocabulary (tier 2)</p> <p>decoration</p> <p>design</p> <p>durable</p> <p>effective</p> <p>evaluation</p> <p>felt</p> <p>practical</p> <p>research</p> <p>sew</p> <p>textile</p> <p>thread</p>	<p>Key vocabulary (tier 3)</p> <p>back stitch</p> <p>blanket stitch</p> <p>cross stitch</p> <p>design criteria</p> <p>innovative</p> <p>iterative</p> <p>running stitch</p>			<p>Key vocabulary (tier 2)</p> <p>appealing</p> <p>balance</p> <p>bitter</p> <p>combine</p> <p>ingredients</p> <p>recipe</p> <p>sour</p> <p>spices</p> <p>spicy</p> <p>sweet</p> <p>traditional</p> <p>variety</p>	<p>Key vocabulary (tier 3)</p> <p>Alphonso mango</p> <p>bridge hold</p> <p>claw grip</p> <p>Kesar mango</p> <p>lassi</p>			<p>Key vocabulary (tier 2)</p> <p>arch</p> <p>construction</p> <p>structure</p> <p>symmetry</p> <p>tomb</p> <p>triangle</p>	<p>Key vocabulary (tier 3)</p> <p>dome</p> <p>minaret</p> <p>Mughal architecture</p> <p>tetrahedron</p>