




	TERM 1		TERM 2		TERM 3	
	Battles, burns and bandages: the Great Fire of London		ARTS WEEK Japan		Myself and my surroundings	
Y2 Art and design How can we make art?	<p>Key knowledge</p> <p>To know collage is a medium of art.</p> <p>To know that collage is made by sticking materials together.</p> <p>To know that you can use different materials to print.</p> <p>To know Eric Carle is a famous collage artist.</p> <p>To know that a storyboard is a representation of a story with pictures.</p> <p>To know how Mark Bradford uses paper collage and paint to express himself.</p> <p>Mark Bradford</p>  <p>To know which colours mix together to create hot colours.</p> <p>To know which hot colours mix together to create a specific colour.</p> <p>To know that collage is a technique where you glue different materials to make an image or shape.</p> <p>To know that images may need to be simplified to create a successful print.</p> <p>To know how to match words to images in a storyboard.</p> <p>To understand which parts of the cardboard and Styrofoam will leave a mark and which will not.</p>	<p>Key skills</p> <p>To be able to mix hot and cold colours in poster paint.</p> <p>To be able to use mixed media or layered paint and layers of ripped paper to create a powerful image.</p> <p>To be able to use overlapping to create a powerful image.</p> <p>To be able to ‘ink up’ the block and print it where desired on the picture.</p> <p>To be able to layer shapes effectively for a successful composition and desired effect.</p> <p>To be able to use cardboard and Styrofoam to print images of Tudor houses using poster paint.</p>	<p>Key knowledge</p> <p>To understand how white and black affect a colour.</p> <p>To understand how adding water to a colour changes the intensity of colour.</p> <p>To know that different colours can represent different parts of an object/person/place.</p> <p>To know how an artist uses collage to create different images and can involve multi media.</p> <p>To know Hokusai is one of Japan’s most famous artists.</p> <p>To know that images can overlap.</p>	<p>Key skills</p> <p>To be able to mix cool colours in watercolours and poster paint.</p> <p>To be able to explore scraping into thick paint to make marks.</p> <p>To be able to create coloured paper ready for collage using sponges and various techniques like flicking/graduating/masking.</p> <p>To be able to use poster paint to explore artists’ impressions of ‘The Great Wave’ by Hokusai.</p> <p>To be able to use overlapping to create a powerful image.</p> <p>To be able to use collage to overlap different shades of the colour.</p> <p>To be able to combine collage with making and cutting, tearing and ripping to create an image.</p> <p>Pupil’s own version of ‘The Great Wave’</p> 	<p>Key knowledge</p> <p>To know how Sandra Dieckmann uses different media and methods to build up her illustrations.</p> <p>Sandra Dieckmann</p>  <p>To know that artists continually play and refine to problem solve in their work.</p> <p>To understand how much space drawing should take on page proportionally and be able to fill the page appropriately.</p>	<p>Key skills</p> <p>To be able to mark make with oil pastels to create different effects such as fur.</p> <p>To be able to create a recognisable animal face (refer back to human portraits and think about proportion).</p> <p>To be able to use knowledge of line and observation skills, design a number of different leaf forms that can be stylised in different media.</p> <p>To be able to create a recognisable animal face (refer back to knowledge about human portraits in Y1 and think about proportions) using oil pastels.</p> <p>To be able to create objects that reflect imagination.</p> <p>To be able to reflect and refine work.</p> <p>To be able to describe thoughts and feelings about their work and others’ work.</p> <p>To be able to communicate ideas and meaning effectively using a range of materials and processes.</p>
	<p>Outcome</p> <p>A collage of painted paper to represent the river, fire and night’s sky of the Great Fire of London with Tudor houses printed on top to look as if they’re burning.</p> <p>Owl and Pussycat storyboard.</p>		<p>Outcome</p> <p>To create own version of ‘The Great Wave’ by Hokusai.</p> <p>To create an image through collage that represents the focus of Arts week.</p>		<p>Outcome</p> <p>Front cover of a book inspired by Leaf conveying their own view of themselves and their surroundings.</p>	

	Key vocabulary (tier 2) block cold colours collage cut dark deepen glue hot colours ink layer light mix overlap paint print rip roller scrape shape simplify surface	Key vocabulary (tier 3) Mark Bradford positive image	Key vocabulary (tier 2) cold colours collage cut dark deep glue hot colours light mixing overlap paint rip scrape shade stick strengthen thickness tint (adding white to a colour) wave	Key vocabulary (tier 3) dilute graduate Hokusai impress intense intensity Mark Bradford	Key vocabulary (tier 2) chalk pastels create fur illustration illustrator imagination mark making media observe oil pastel refine reflect	Key vocabulary (tier 3) portrait proportion Sandra Dieckmann stylised variation
--	--	--	---	---	--	--