



# ART - Years 5

## Vocabulary

Graduation of tone  
Value/Light and Dark

Negative space

Form

Proportion



## Key skills:

Developing use of mannequin

Use of chalk pastels

Understanding form, proportion and negative space in application to all observational work

Working large scale

Correcting errors

Blocking out areas to create depth and interest in a piece of work.

## Techniques:

Pen and water

Adding tone with alternative media

Advanced blending

## Materials:

Chalk and oil pastels

Watercolours

Collage


## Knowledge gained



Scaling up from life-sized.



Negative space, form and proportion.



Use of water to manipulate original media.




Referencing and being inspired by an artist's work, without directly copying




## Artists

Class based – Hindu Rangoli patterns



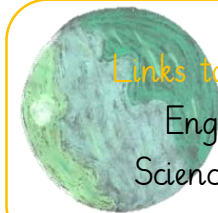
Art lesson linked- Ann Christopher



## Links to prior learning and next steps:

Building on Y4 mannequin use and light/dark values.

Using learnt techniques in creative journals and class based work



## Links to other subjects:

English, Maths, Science and History