# Year 5 guidance on learning at home

# Day 2

## Reading – 30 minutes

Read for at least thirty minutes from a range of fiction, non-fiction and poetry.

## Writing – 30 minutes

Identify five or more new words and explain their meaning. A dictionary, thesaurus and google dictionary can all support with this vocabulary development. If the word is a noun, see if you find an online picture to help your understanding. Then, use the word in a sentence of your own.

## Grammar Punctuation and Spelling – 30 minutes

Choose ten words from your Year 3 & 4 list or your Year 5 & 6 list to practise spelling. Use the sheet to *Say, Cover, Write and Check* and then ask an adult or older sibling to test you on your chosen ten words. Make sure you know what each word means.

Extra for experts:

Use spelling shed if you have this resource.

## Mathematics – 45 minutes

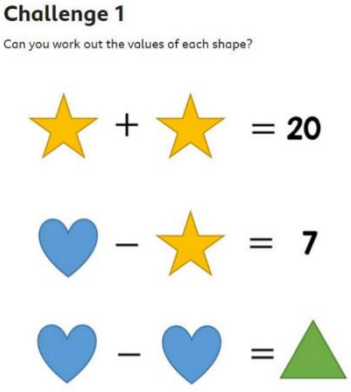


Try to complete as many of these challenges as possible. They get progressively harder but are suitable for Year 5 children! Ask an adult to help you out if you get stuck!

## Challenge 2

Tom has six 10p coins and three 5p coins. He buys an apple for 59p and two pencils.

He has no money left. How much does a pencil cost?




## Challenge 3

Here are some digit cards.

Amir and Donna each make a three-digit number using all the cards.

Amir notices that when he subtracts his number from Donna's number he gets an answer greater than 300 but less than 400.

What numbers did they make?

## Challenge 4

Five identical rectangles are put together to make a large rectangle.

The width of one rectangle is 4cm. Work out the perimeter of the large rectangle.

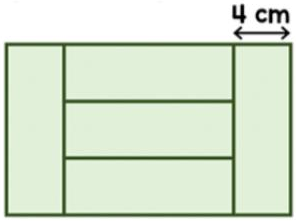


## Challenge 5

15 identical blocks are lined up as shown.

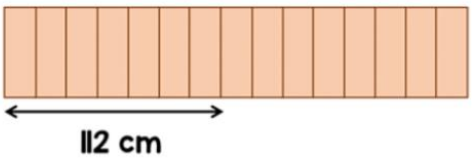


The length of each individual block is twice the width.

If all 15 blocks are then laid end to end lengthways, what is the total length of the blocks altogether now?

Then time yourself to complete the times table challenge!

| | | | |
|---|---|---|---|
| 24 ÷ 6 = | 11 x 10 = | 7 x 7 = | 6 x 4 = |
| 36 ÷ 3 = | 28 ÷ 7 = | 30 ÷ 6 = | 27 ÷ 9 = |
| 3 x 6 = | 12 x 11 = | 12 x 8 = | 12 x 10 = |
| 121 ÷ 11 = | 56 ÷ 8 = | 45 ÷ 5 = | 88 ÷ 8 = |
| 4 x 9 = | 6 x 12 = | 3 x 9 = | 9 x 12 = |
| 120 ÷ 10 = | 90 ÷ 9 = | 36 ÷ 4 = | 63 ÷ 7 = |
| 8 x 5 = | 12 x 2 = | 10 x 10 = | 6 x 6 = |
| 18 ÷ 9 = | 55 ÷ 11= | 6 ÷ 3 = | 18 ÷ 2 = |
| 7 x 6 = | 9 x 3 = | 3 x 12 = | 7 x 12 = |
| 8 ÷ 1 = | 21 ÷ 3 = | 6 ÷ 6 = | 132 ÷ 12 = |
| 4 x 7 = | 8 x 4 = | 7 x 8 = | 3 x 8 = |
| 42 ÷ 7 = | 12 ÷ 4 = | 144 ÷ 12 = | 21 ÷ 3 = |
| 8 x 8 = | 12 x 5 = | 5 x 6 = | 8 x 6 = |
| 72 ÷ 6 = | 30 ÷ 5 = | 10 ÷ 10 = | 15 ÷ 5 = |
| 6 x 9 = | 3 x 6 = | 9 x 9 = | 4 x 8 = |

## Physical exercise – 60 minutes daily

Use Mr Pashley's guidance.

## Art – as long as you want!

Create a piece of hand art in your Creative Journal. Draw around your hand in pencil. Aim to do about four hands each facing in different directions to that you get some interesting overlapping shapes. Colour the different shapes created using a range of different coloured pencils. You might decide to only colour the positive spaces (like the picture in the bottom left corner) or you might decide to colour all the different spaces (as in all the other pictures). You might want to limit your colour choices. Have a look at the images below to see what style appeals to you.





If you would like to do any further learning, please use the resources in the school learning zone on our website