




Year 1 – Work at Home

Day 1		Parental/carer signature/comment:
Reading 15 mins	Spend 15 minutes reading a colour book (or other book of choice) with your child, posing comprehension questions. Example questions are in your child's reading journal.	
Reading/ writing 15 mins	<p>Complete this reading challenge:</p> <div data-bbox="424 535 1099 1043" style="border: 1px solid black; padding: 10px; text-align: center;"> <h3>Reading Journal tasks</h3> <p>Task One</p> <div style="border: 1px solid black; padding: 5px; margin: 5px auto; width: 80%;"> <p>What is your book about so far? Can you write 1-2 sentences to tell us?</p> </div> <div style="border: 1px solid black; padding: 5px; margin: 5px auto; width: 80%;"> <p>Can you draw a picture gallery of the characters in the story so far?</p> </div>  </div>	
Writing 15 mins	Get your child to start a diary to tell us all about their time at home. Encourage them to write using neat handwriting and correct punctuation (capital letters and full stops).	
Phonics 10 mins	<p>Revisiting sounds we have taught this term.</p> <p>Today's sound is 'or'.</p> <p>We teach the children that or loves the middle of words Phonics play is a great website to help your child with their sounds.</p> <div data-bbox="359 1568 734 1758" style="display: flex; justify-content: space-around;"> <div style="border: 1px solid gray; padding: 5px; text-align: center;">  <p><small>Blend to read the words on the coins. Are they real or fake? Great for: Practising blending</small></p> </div> <div style="border: 1px solid gray; padding: 5px; text-align: center;">  <p><small>A version of Buried Treasure. Blend to read the words on the snacks. Are they real or fake? Great for: Practising blending</small></p> </div> </div>	

<p>Maths fluency card</p> <p>10 mins</p>	<p>Practise your child's fluency maths sheets, both the addition and subtraction sides.</p> <p>Challenge your child to see how many addition questions they can get correct in 2 minutes.</p> <p>Challenge your child to see how many subtraction challenges they can get correct in 2 minutes.</p>	<p>Additions score (how many right in 2 minutes): _____</p> <p>Subtractions score (how many right in 2 minutes): _____</p>
<p>Maths</p> <p>40 mins</p>	<p>Measurement- length</p> <p>The National curriculum states that in year 1 children should be able to measure and begin to record lengths and heights as well as comparing, describing and solving practical problems for length.</p> <p>Get your child to find 5 objects around the house and compare their length. Is the item longer or shorter? Get your child to make a realistic estimation of the length. Then using a ruler ask your child to measure the length of the object. The key to the learning is that when comparing two items we need to use the same measuring unit. This means that to make the measuring accurate you always start at 0. In Year 1, we learn to measure in cms.</p> <p>Extra for experts: can you find and predict things in the home that could be smaller and taller than 1 metre.</p> <p>To complete: comparing lengths and heights sheet (see Day 1 activities)</p>	
<p>Maths</p> <p>5 mins</p>	<p>Watching Numberblocks videos on iPlayer.</p> <p>Series 2, The Two Tree</p> <p>https://www.bbc.co.uk/iplayer/episode/b08r3t8t/numberblocks-series-2-the-two-tree</p>	
<p>Maths</p> <p>10 mins</p>	<p>Practise number bonds to 10</p> <p>Play 'Hit the Button' to practise this on topmarks.co.uk</p> <p>https://www.topmarks.co.uk/maths-games/hit-the-button</p>	
<p>Spellings</p> <p>15 mins</p>	<p>Get your child to:</p> <p>Look, say, cover, write 10 words they don't yet know on their highlighted spellings cards.</p> <p>Challenge: Can they write them in a sentence?</p>	

<p>Science</p>	<p>Animals – Eating habits</p> <p>The national curriculum states that children in year 1 should be able to identify and name a variety of common animals that are carnivores, herbivores and omnivores</p> <p>Do the sorting activity found on the Day 1 activities page.</p> <p>Ask your child to write down what they've learnt in one or two sentences.</p>	
----------------	--	--